



YOUR STANFORD COACHWORKS MINIBUS: TAILORED TO YOU

**DESIGN YOUR OWN MINIBUS SPECIFICATION
CHOOSING FROM OUR EXTENSIVE CATALOGUE**



SEATING TRIM & DESIGN OPTIONS


We have a wide range of seating trims, materials and design options available for you to choose from to make your vehicle unique to you. Genuine seating material is available to match your cab seats if required.

Head rest options

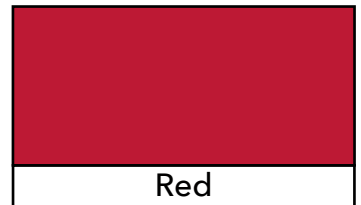
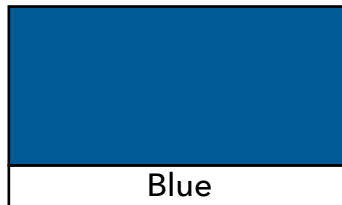
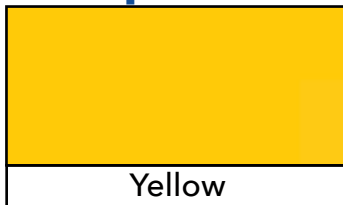



TOP TIP!
Metro and PU headrests can be used as grabhandles. Choose bright colours for visually impaired passengers.


Trim options



Grabhandle colour options




Wipe clean ambla seat trim options





SCW SEATING MATERIAL OPTIONS

If you would rather not stick to the factory standard material in your minibus, we offer a wide range of moquettes as shown below. From bright colours to low key designs, there is something for everyone!



TOP TIP!
We recommend choosing a moquette back and ambla base for your seat lining.




INTERIOR & FLOOR LINING OPTIONS

Choose from an extensive range of interior lining materials for both above and below window levels. We also have a range of floor lining options available.

TOP TIP!
We recommend using a lighter colour above window lining and a darker colour below window lining.

Above window lining: Hi-Flex Velour



Below window lining: Premium Velour



Floor lining options

TOP TIP!
Timber effect lining and carpet flooring will give your minibus a more luxurious look and feel. Treat yourself!

TOP TIP!
Smoke above window lining, Anthracite below window lining and Ebony timber flooring go great together!





ADDED EXTRAS: ENTRY OPTIONS

Choose from an extensive range of side entry step options. Please see the notes below each option as certain steps are only available on certain vehicles.

TOP TIP!
Our fold out step offers a lower platform for easier access - and it's only available at Stanford Coachworks!

Front and side entry options



Cut in front entry
Available on: Iveco Daily, Mercedes Sprinter, Volkswagen Crafter



Fold out step
Available on: All models



SCW Double fold out step
Available on: Most models.
Consult our team for more info.


Manual and electric step options



450mm step
Available on: All models



600mm step
Available on: All models



1000mm step
Available on: All models



ADDED EXTRAS: LIGHTING & MORE

We have various extra options that can be added onto your minibus from interior lighting to safety features. All items marked with an asterisk (*) come as standard with your minibus, everything else listed is extra.

Interior Lighting



Entry step cavity lighting*



Interior lights in blue and white*



Above entry step lighting*

TOP TIP!
If there are any extras you would like that aren't listed, contact our team and we'll see what we can do!



LED strip rear load light*



Colour changing interior lighting



Swivel rear load light



LED entry lighting strips



Low level interior lighting

Added Safety Features



Rear wheelchair access sign*



Internal passenger safety signs*



LED School bus safety sign

TOP TIP!
Safety matters! If you're not used to driving a minibus, reversing sensors and cameras would be a great help!



Cycle warning: light and audio



Rear reversing sensors



Rear reversing camera



Internal CCTV monitor



Internal & external CCTV cameras